




Chamfered tip centres anchor and aids installation.

Oversized Flanged head resists base plate pullover.

Zinc Yellow

Galvanised



ICCONS® Thunderbolt® PRO Tie-Down Anchor is the quickest and easiest way to provide uplift capacity for residential timber frame construction. The revolutionary self-cutting thread provides market leading tensile load performance for uplift applications. The Thunderbolt® PRO Tie-Down Anchor has been engineered to minimise expansive forces allowing the anchor to be used close to the concrete edge.

- 10 Hardened Thread Cutting Teeth reduce installation torque and ensure deep thread formation in the hardest base materials.
- 15° HI-LOW double lead thread has been optimised to provide fast installation while maintaining a high level of thread engagement
- Asymmetric thread profile provides unparalleled “bite” in concrete.
- Chamfered tip centres anchor and aids installation.
- Underside of head features Anti-rotation design to resist loosening and improves Dynamic Load Performance.
- Available in galvanised finish for corrosion resistant applications.

Part No.	Description	mm	mm	mm	mm	ZINC INTERNAL	
						GAL	EXTERNAL
SXTBTD12100	12 x 100mm Tie-Down for Timber & Metal Frame Structures	12	M12	45	19		25
SXTBTD12150	12 x 150mm Tie-Down for Timber & Metal Frame Structures					25	
SXTBTD12100G	12 x 100mm Galv. Tie-Down for Timber & Metal Frame Structures	12	M12	45	19		25
SXTBTD12150G	12 x 150mm Tie-Down for Timber & Metal Frame Structures					25	

Information contained in this technical document is based on testing by the manufacturer and should be reviewed and approved by a design professional responsible for the given application. For safety critical fastening applications designed in accordance with SA TS 101:2015, please refer to the ICCONS website for a complete suite of compliant post-installed chemical and mechanical anchoring products.



## TIE-DOWN ANCHOR UPLIFT CAPACITY - 20MPa CONCRETE

Anchor Size (mm)	Baseplate Thickness (mm)	Embedment Depth (mm)	CONCRETE SLAB EDGE DISTANCES		
			35 mm Edge (kN)	45 mm Edge (kN)	120 mm Edge (kN)
12 x 100	35	65	11.4	12.1	15.9
	45	55	8.9	9.4	12.4
12 x 150	35	115	18.7	19.8	26.0
	45	105	18.7	19.8	26.0

**Note:** Following AS1684-1999 a minimum 50 x 50 x 3.0mm washer to be used with ICCONS® ThunderBolt PRO Tie-Down Anchor. Published load capacities relate only to anchor performance and incorporate a strength reduction factor of  $\phi=0.6$  for concrete.

## MATERIAL SPECIFICATIONS




Anchor Part	Zinc Plated (Yellow)	
Anchor body	Heat Treated 10B21	Heat Treated 10B21
Plating	Electroplated Zinc Coating thickness 5 microns (min.)	Mechanically Galvanised 40 microns (min.)

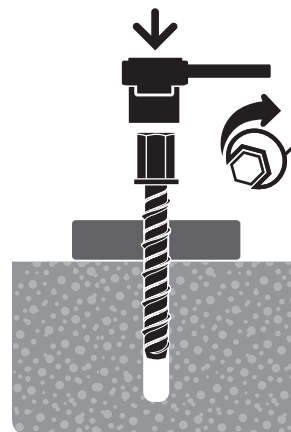
## INSTALLATION



With the correct diameter drill bit, drill a hole to a depth of at least one diameter of the anchor deeper than the required embedment.



Clean dust and other material from the hole.



Install with either a socket or cordless impact driver. Apply pressure against the fixing and rotate to engage the first thread.



Continue to tighten the anchor until flanged head is firmly seated against fixture. Installation complete!